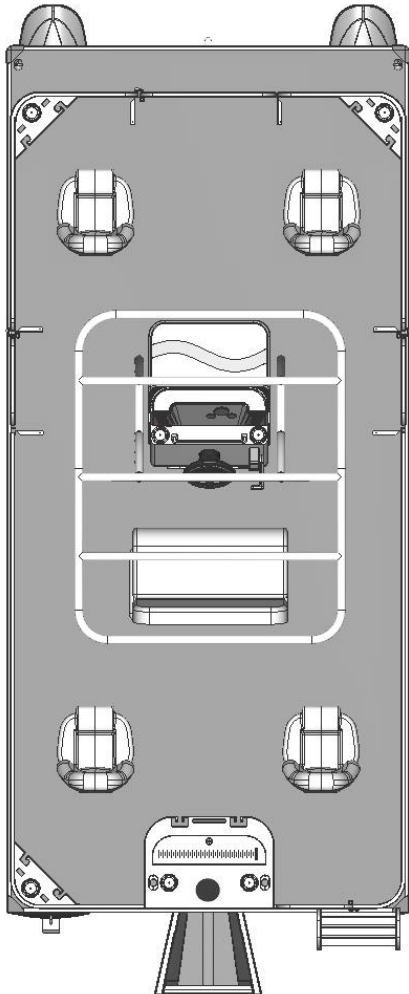


ANGLER QWEST

818 Fish

818 FISH



Specifications

Pontoon Length.....	18'5"
Deck Size.....	8' x 17'2"
Overall Length.....	19'9"
Length Inside Rails.....	16'0"
Overall Width.....	97"
Pontoon Diameter.....	23"
Pontoon Wall Thickness.....	.080"
Maximum Horsepower.....	75 HP
Maximum Weight Capacity.....	1,825 lbs.
Maximum Person Capacity.....	9/1,116 lbs.
Approximate Dry Weight.....	1,450 lbs.
Tube Center to Tube Center.....	73"

HELM

- Deluxe Fiberglass Center Console with Integrated Front 15 Gallon LIVEWELL and Padded Seat Cushion
- Tachometer Gauge, Volt Gauge and Rocker Switches
- 5-Spoke Stainless Steel Steering Wheel
- Windshield with Quick Release Hardware

INTERIOR:

- Deluxe Captains Seat with Upholstered Seat Cushion and Back
- Upholstered Captains Seat Cabinet with Storage in Base
- Heavy Duty Aluminum T-Top with Color Matched Canvas
- (4) Rod Holders on T-Top
- Multiple Corner Rod/Cup Holders
- Rear Fish Workstation with:
 - 11 Gallon LIVEWELL
 - Quick Measuring Board
 - Multiple Rod & Cup Holders
 - Storage tube
- (4) Fishing Seats with Removable Pedestals

EXTERIOR and HARDWARE

- Rigid Dent Resistant Panels
- 23" Diameter Pontoons with Full Length Keel
- Robust Aluminum Rear Entry Ladder
- LED Navigation Lights
- Mooring Cleats
- Durable Vinyl Floor
- Underdeck U-Bolts for Attaching Drift Bags
- Anodized Rub Rail with Composite Corners
- Deutsch Waterproof Wiring Connectors
- Heavy Duty Gate Latches and Pinch Protectors
- Extra Wide Transducer Brackets on Both Tubes
- Standard 2-Way Battery Disconnect

POPULAR OPTIONS

- Individual Seat Covers
- ½ Gate with Trolling Motor Plug
- Rear Facing LED Lights for T-Top
- Max-Air Recirculating System for Helm Front Livewell
- Docking Lights and Courtesy Lights
- Tackle Trays or Storage Drawers for Captains Seat Cabinet
- Power Anchor Brackets (Front or Rear)
- Riser Trim
- Prospec Mini Stereo or Infinity Stereo System
- 12 Volt Outlet on Helm
- High Pressure Washdown System
- T-Top Storage Bag
- 17 Gallon Motor Mount Fuel Tank with Gauge in Dash
- Upgrade to Tilt Steering

Apex Marine

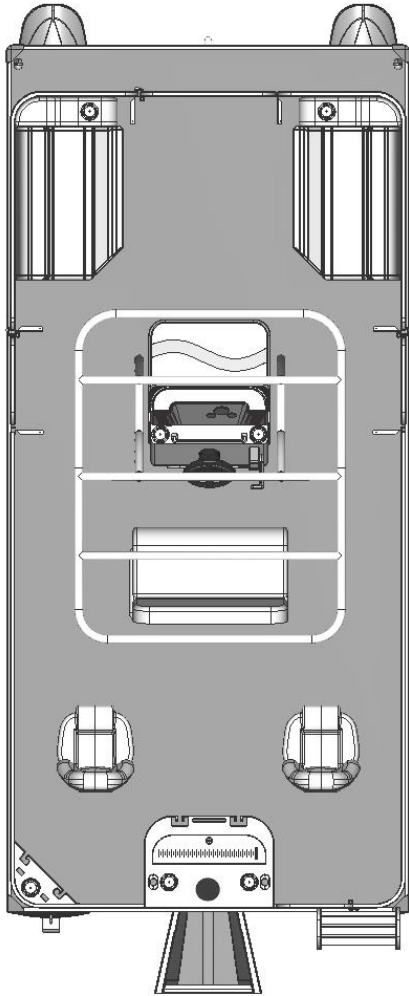
300 Woodside Drive Saint Louis MI 48880

www.qwestpontoons.com

ANGLER QWEST

818 Fish N Cruise

818 FISH N CRUISE



HELM

- Deluxe Fiberglass Center Console with Integrated Front 15 Gallon LIVEWELL and Padded Seat Cushion
- Tachometer Gauge, Volt Gauge and Rocker Switches
- 5-Spoke Stainless Steel Steering Wheel
- Windshield with Quick Release Hardware

INTERIOR:

- Deluxe Captains Seat with Upholstered Seat Cushion and Back
- Upholstered Captains Seat Cabinet with Storage in Base
- Heavy Duty Aluminum T-Top with Color Matched Canvas
- (4) Rod Holders on T-Top
- Rear Fish Workstation with:
 - 11 Gallon LIVEWELL
 - Quick Measuring Board
 - Multiple Rod & Cup Holders
 - Storage tube
- (2) 47" Front Bench Seats with Arm Rests
- (2) Rear Fishing Seats with Removable Pedestals
- Rear Port Corner Rod/Cup Holder

EXTERIOR and HARDWARE

- Rigid Dent Resistant Panels
- 23" Diameter Pontoons with Full Length Keel
- Robust Aluminum Rear Entry Ladder
- LED Navigation Lights
- Mooring Cleats
- Durable Vinyl Floor
- Underdeck U-Bolts for Attaching Drift Bags
- Anodized Rub Rail with Composite Corners
- Deutsch Waterproof Wiring Connectors
- Heavy Duty Gate Latches and Pinch Protectors
- Extra Wide Transducer Brackets on Both Tubes
- Standard 2-Way Battery Disconnect

POPULAR OPTIONS

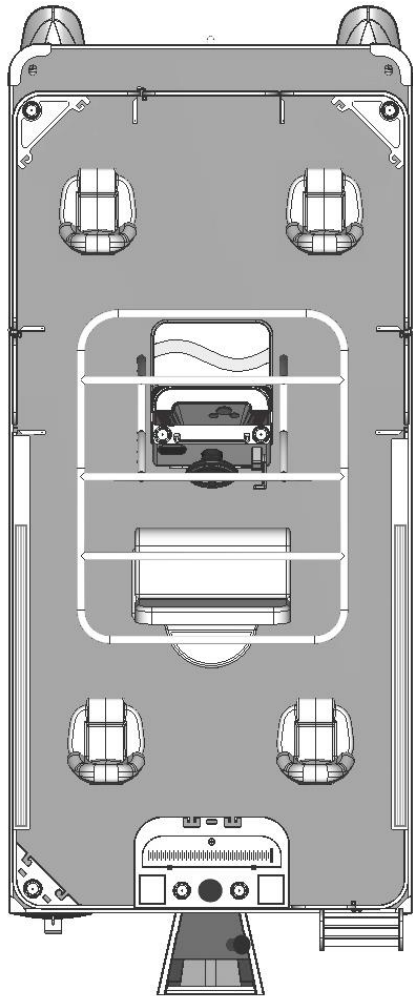
- Individual Seat Covers
- ½ Gate with Trolling Motor Plug
- Rear Facing LED Lights for T-Top
- Docking Lights and Courtesy Lights
- Tackle Trays or Storage Drawers for Captains Seat Cabinet
- Power Anchor Brackets (Front or Rear)
- Riser Trim
- Prospec Mini Stereo or Infinity Stereo System
- 12 Volt Outlet on Helm
- High Pressure Washdown System
- T-Top Storage Bag
- 17 Gallon Motor Mount Fuel Tank with Gauge in Dash
- Upgrade to Tilt Steering

Specifications

Pontoon Length.....	18'5"
Deck Size.....	8' x 17'2"
Overall Length.....	19'9"
Length Inside Rails.....	16'0"
Overall Width.....	97"
Pontoon Diameter.....	23"
Pontoon Wall Thickness.....	.080"
Maximum Horsepower.....	75 HP
Maximum Weight Capacity.....	1,825 lbs.
Maximum Person Capacity.....	9/1,116 lbs.
Approximate Dry Weight.....	1,450 lbs.
Tube Center to Tube Center.....	73"

Apex Marine

300 Woodside Drive Saint Louis MI 48880
www.qwestpontoons.com



Specifications

Pontoon Length.....	18'5"
Deck Size.....	8' x 17'2"
Overall Length.....	19'9"
Length Inside Rails.....	16'0"
Overall Width.....	97"
Pontoon Diameter.....	23"
Pontoon Wall Thickness.....	.080"
Maximum Horsepower.....	75 HP
Maximum Weight Capacity.....	1,825 lbs.
Maximum Person Capacity.....	9/1,116 lbs.
Approximate Dry Weight.....	1,450 lbs.
Tube Center to Tube Center.....	73"

818 PRO FISH

HELM

- Deluxe Fiberglass Center Console with Integrated Front 15 Gallon LIVEWELL and Padded Seat Cushion
- Tachometer/Fuel Gauge, Volt Gauge and Rocker Switches
- Super Sport Stainless Steering Wheel with Power Knob
- Tilt Steering System
- (2) LED Courtesy Lights
- 12 Volt Outlet
- Infinity PRV350, Bluetooth Stereo System with (2) Infinity Speakers
- Universal Cell Phone Mount
- Windshield with Quick Release Hardware
- Stainless Steel Cup Holders

INTERIOR:

- Fiberglass Captains Seat Station with:
 - 20 Gallon Rear LIVEWELL/BAITWELL
 - Max-Air Recirculating System for Livewell
 - Deluxe Upholstered Seat Cushion and Back
 - Cabinet Door with (2) Tackle Drawers and Plier/Knife Holders
 - Cabinet Door with (4) Tackle Trays and Plier/Knife Holders
- Exclusive Binary Rear Wall System with:
 - Heavy Duty Design for Holding Rods and Downriggers
 - Taller Railing for Comfort and Security
 - (2) 72" Traxtech Accessory Tracks
 - (5) Horizontal Rod Holders in Starboard Side Wall
 - Open Storage on Port Side for Lifejackets and Gear
- Heavy Duty Aluminum T-Top with Canvas Top and (4) Rod Holders
- Front Corner Tackle Storage Units with Rod Holders & (2) Trays
- Rear Corner Cup/Rod Holder
- Rear Fish Workstation with:
 - 18 Gallon LIVEWELL
 - Quick Measuring Board
 - Multiple Rod & Cup Holders
 - High Pressure Washdown System
- (4) Fishing Seats with Removable Pedestals
- Stainless Steel Cup Holders

EXTERIOR and HARDWARE

- 17 Gallon Motor Mount Fuel Tank with Gauge in Dash
- Rigid Dent Resistant Panels
- 23" Diameter Pontoons with Full Length Keel
- Robust Aluminum Rear Entry Ladder
- LED Navigation Lights
- Stainless Steel "Fold Down" Mooring Cleats
- Durable Vinyl Floor
- Underdeck U-Bolts for Attaching Drift Bags
- Contoured Anodized Rub Rail and Polished Aluminum Corners
- Riser Trim with "Angler Qwest" Logo
- Deutsch Waterproof Wiring Connectors
- Heavy Duty Gate Latches and Pinch Protectors
- Extra Wide Transducer Brackets on Both Tubes
- Standard 2-Way Battery Disconnect

POPULAR OPTIONS

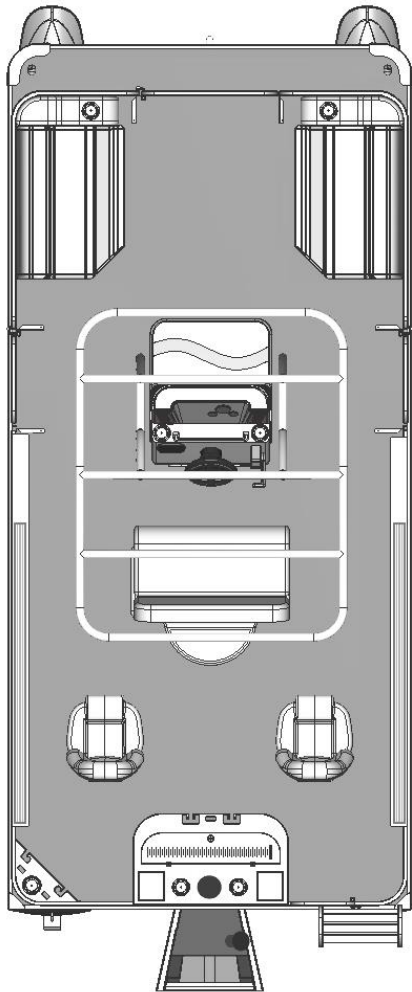
- Gen II Triple Tube Package
- Individual Seat Covers
- Teak Vinyl Flooring
- ½ Gate with Trolling Motor Plug
- Max-Air Recirculating System for Helm Front Livewell
- Docking Lights
- T-Top Storage Bag
- Power Anchor Brackets (Front or Rear)
- Rear Facing LED Lights for T-Top

Apex Marine

300 Woodside Drive Saint Louis MI 48880
www.qwestpontoons.com

ANGLER QWEST

818 Pro Fish N Cruise



Specifications

Pontoon Length.....	18'5"
Deck Size.....	8' x 17'2"
Overall Length.....	19'9"
Length Inside Rails.....	16'0"
Overall Width.....	97"
Pontoon Diameter.....	23"
Pontoon Wall Thickness.....	.080"
Maximum Horsepower.....	75 HP
Maximum Weight Capacity.....	1,825 lbs.
Maximum Person Capacity.....	9/1,116 lbs.
Approximate Dry Weight.....	1,450 lbs.
Tube Center to Tube Center.....	73"

818 PRO FISH N CRUISE

HELM

- Deluxe Fiberglass Center Console with Integrated Front 15 Gallon LIVEWELL and Padded Seat Cushion
- Tachometer/Fuel Gauge, Volt Gauge and Rocker Switches
- Super Sport Stainless Steering Wheel with Power Knob
- Tilt Steering System
- (2) LED Courtesy Lights
- 12 Volt Outlet
- Infinity PRV350, Bluetooth Stereo System with (2) Infinity Speakers
- Universal Cell Phone Mount
- Windshield with Quick Release Hardware
- Stainless Steel Cup Holders

INTERIOR:

- Fiberglass Captains Seat Station with:
 - 20 Gallon Rear LIVEWEL/BAITWELL
 - Max-Air Recirculating System for Livewell
 - Deluxe Upholstered Seat Cushion and Back
 - Cabinet Door with (2) Tackle Drawers and Plier/Knife Holders
 - Cabinet Door with (4) Tackle Trays and Plier/Knife Holders
- Exclusive Binary Rear Wall System with:
 - Heavy Duty Design for Holding Rods and Downriggers
 - Taller Railing for Comfort and Security
 - (2) 72" Traxstech Accessory Tracks
 - (5) Horizontal Rod Holders in Starboard Side Wall
 - Open Storage on Port Side for Lifejackets and Gear
- Heavy Duty Aluminum T-Top with Canvas Top and (4) Rod Holders
- Rear Corner Cup/Rod Holder
- Rear Fish Workstation with:
 - 18 Gallon LIVEWELL
 - Quick Measuring Board
 - Multiple Rod & Cup Holders
 - High Pressure Washdown System
- (2) 47" Front Bench Seats with Arms
- (2) Rear Fishing Seats with Removable Pedestals
- Stainless Steel Cup Holders

EXTERIOR and HARDWARE

- 17 Gallon Motor Mount Fuel Tank with Gauge in Dash
- Rigid Dent Resistant Panels
- 23" Diameter Pontoons with Full Length Keel
- Robust Aluminum Rear Entry Ladder
- LED Navigation Lights
- Stainless Steel "Fold Down" Mooring Cleats
- Durable Vinyl Floor
- Underdeck U-Bolts for Attaching Drift Bags
- Contoured Anodized Rub Rail and Polished Aluminum Corners
- Riser Trim with "Angler Qwest" Logo
- Deutsch Waterproof Wiring Connectors
- Heavy Duty Gate Latches and Pinch Protectors
- Extra Wide Transducer Brackets on Both Tubes
- Standard 2-Way Battery Disconnect

POPULAR OPTIONS

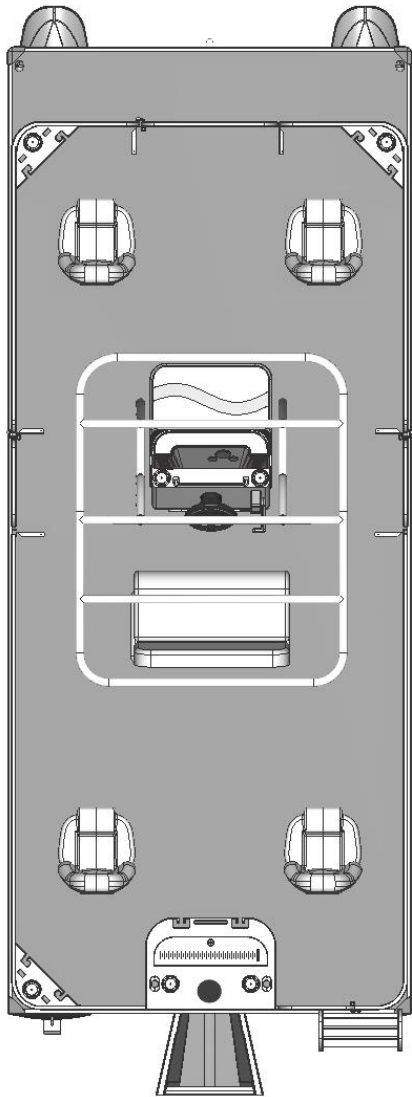
- Gen II Triple Tube Package
- Individual Seat Covers
- Teak Vinyl Flooring
- ½ Gate with Trolling Motor Plug
- Max Air Recirculating System for Helm Front Livewell
- Docking Lights
- T-Top Storage Bag
- Power Anchor Brackets (Front or Rear)
- Rear Facing LED Lights for T-Top

Apex Marine

300 Woodside Drive Saint Louis MI 48880
www.qwestpontoons.com

ANGLER QWEST

820 Fish



Specifications

Pontoon Length.....	20' 4"
Deck Size.....	8' x 19'2"
Overall Length.....	21'8"
Length Inside Rails.....	17'6"
Overall Width.....	97"
Pontoon Diameter.....	24"
Pontoon Wall Thickness.....	.090"
Maximum Horsepower.....	90 HP
Maximum Weight Capacity.....	2,100 lbs.
Maximum Person Capacity.....	10/1,364 lbs.
Approximate Dry Weight.....	1,725 lbs.
Tube Center to Tube Center.....	72"

820 FISH

HELM

- Deluxe Fiberglass Center Console with Integrated Front 15 Gallon LIVEWELL and Padded Seat Cushion
- Tachometer Gauge, Volt Gauge and Rocker Switches
- 5-Spoke Stainless Steel Steering Wheel
- Windshield with Quick Release Hardware

INTERIOR:

- Deluxe Captains Seat with Upholstered Seat Cushion and Back
- Upholstered Captains Seat Cabinet with Storage in Base
- Heavy Duty Aluminum T-Top with Color Matched Canvas
- (4) Rod Holders on T-Top
- Multiple Corner Rod/Cup Holders
- Rear Fish Workstation with:
 - 11 Gallon LIVEWELL
 - Quick Measuring Board
 - Multiple Rod & Cup Holders
 - Storage tube
- (4) Fishing Seats with Removable Pedestals

EXTERIOR and HARDWARE

- Rigid Dent Resistant Panels
- 24" Diameter Pontoons with Full Length Keel
- Robust Aluminum Rear Entry Ladder
- LED Navigation Lights
- Mooring Cleats
- Durable Vinyl Floor
- Underdeck U-Bolts for Attaching Drift Bags
- Anodized Rub Rail with Composite Corners
- Deutsch Waterproof Wiring Connectors
- Heavy Duty Gate Latches and Pinch Protectors
- Extra Wide Transducer Brackets on Both Tubes
- Standard 2-Way Battery Disconnect

POPULAR OPTIONS

- Individual Seat Covers
- ½ Gate with Trolling Motor Plug
- Rear Facing LED Lights for T-Top
- Docking Lights and Courtesy Lights
- Tackle Trays or Storage Drawers for Captains Seat Cabinet
- Power Anchor Brackets (Front or Rear)
- Riser Trim
- Prospec Mini Stereo or Infinity Stereo System
- 12 Volt Outlet on Helm
- High Pressure Washdown System
- T-Top Storage Bag
- 17 Gallon Motor Mount Fuel Tank with Gauge in Dash
- Upgrade to Tilt Steering

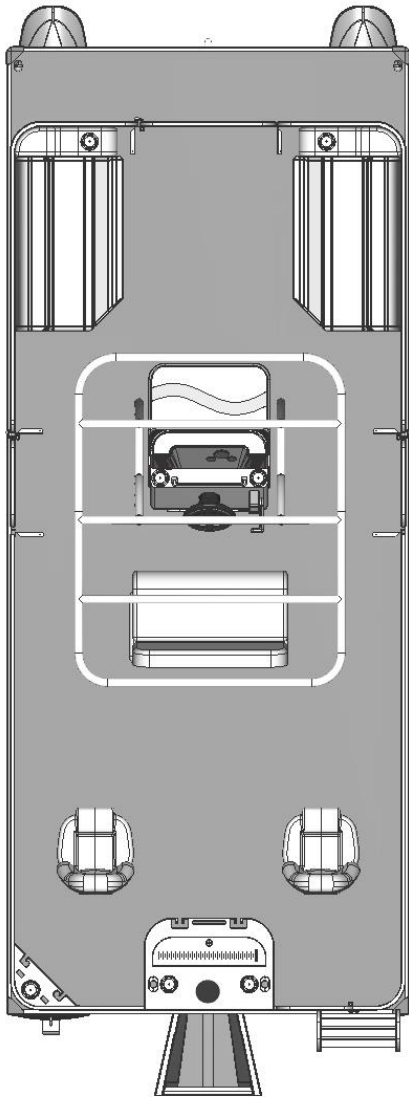
Apex Marine

300 Woodside Drive Saint Louis MI 48880

www.qwestpontoons.com

ANGLER QWEST

820 Fish N Cruise



820 FISH N CRUISE

HELM

- Deluxe Fiberglass Center Console with Integrated Front 15 Gallon LIVEWELL and Padded Seat Cushion
- Tachometer Gauge, Volt Gauge and Rocker Switches
- 5-Spoke Stainless Steel Steering Wheel
- Windshield with Quick Release Hardware

INTERIOR:

- Deluxe Captains Seat with Upholstered Seat Cushion and Back
- Upholstered Captains Seat Cabinet with Storage in Base
- Heavy Duty Aluminum T-Top with Color Matched Canvas
- (4) Rod Holders on T-Top
- Rear Fish Workstation with:
 - 11 Gallon LIVEWELL
 - Quick Measuring Board
 - Multiple Rod & Cup Holders
 - Storage tube
- (2) 58" Front Bench Seats with Arms
- (2) Rear Fishing Seats with Removable Pedestals
- Rear Port Corner Rod/Cup Holder

EXTERIOR and HARDWARE

- Rigid Dent Resistant Panels
- 24" Diameter Pontoons with Full Length Keel
- Robust Aluminum Rear Entry Ladder
- LED Navigation Lights
- Mooring Cleats
- Durable Vinyl Floor
- Underdeck U-Bolts for Attaching Drift Bags
- Anodized Rub Rail with Composite Corners
- Deutsch Waterproof Wiring Connectors
- Heavy Duty Gate Latches and Pinch Protectors
- Extra Wide Transducer Brackets on Both Tubes
- Standard 2-Way Battery Disconnect

POPULAR OPTIONS

- Individual Seat Covers
- ½ Gate with Trolling Motor Plug
- Max-Air Recirculating System for Helm Front Livewell
- Docking Lights and Courtesy Lights
- Tackle Trays or Storage Drawers for Captains Seat Cabinet
- Power Anchor Brackets (Front or Rear)
- Riser Trim
- Prospec Mini Stereo or Infinity Stereo System
- 12 Volt Outlet on Helm
- High Pressure Washdown System
- T-Top Storage Bag
- 17 Gallon Motor Mount Fuel Tank with Gauge in Dash
- Upgrade to Tilt Steering

Specifications

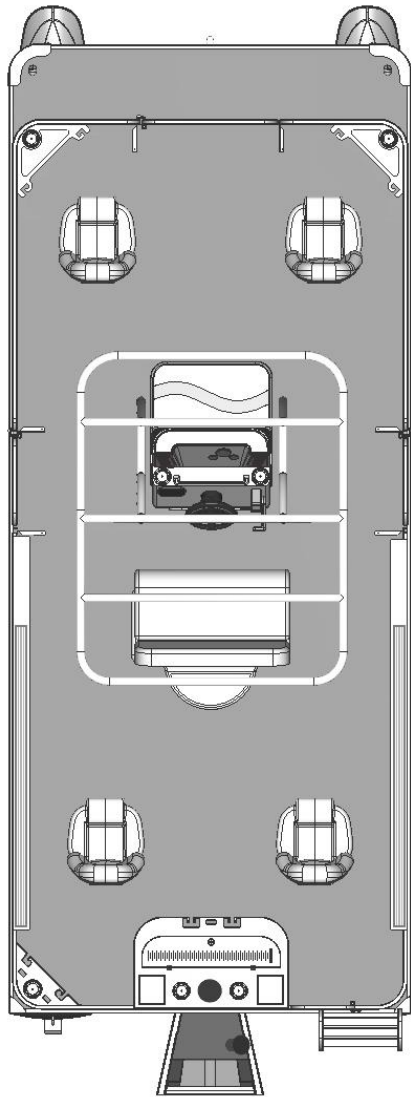
Pontoon Length.....	20' 4"
Deck Size.....	8' x 19'2"
Overall Length.....	21'8"
Length Inside Rails.....	17'6"
Overall Width.....	97"
Pontoon Diameter.....	24"
Pontoon Wall Thickness.....	.090"
Maximum Horsepower.....	90 HP
Maximum Weight Capacity.....	2,100 lbs.
Maximum Person Capacity.....	10/1,364 lbs.
Approximate Dry Weight.....	1,725 lbs.
Tube Center to Tube Center.....	72"

Apex Marine

300 Woodside Drive Saint Louis MI 48880
www.qwestpontoons.com

ANGLER QWEST

820 Pro Fish



Specifications

Pontoon Length.....	20' 4"
Deck Size.....	8' x 19'2"
Overall Length.....	21'8"
Length Inside Rails.....	17'6"
Overall Width.....	97"
Pontoon Diameter.....	24"
Pontoon Wall Thickness.....	.090"
Maximum Horsepower.....	90 HP
Maximum Weight Capacity.....	2,100 lbs.
Maximum Person Capacity.....	10/1,364 lbs.
Approximate Dry Weight.....	1,725 lbs.
Tube Center to Tube Center.....	72"

820 PRO FISH

HELM

- Deluxe Fiberglass Center Console with Integrated Front 15 Gallon LIVEWELL and Padded Seat Cushion
- Tachometer/Fuel Gauge, Volt Gauge and Rocker Switches
- Super Sport Stainless Steering Wheel with Power Knob
- Tilt Steering System
- (2) LED Courtesy Lights
- 12 Volt Outlet
- Infinity PRV350, Bluetooth Stereo System with (2) Infinity Speakers
- Universal Cell Phone Mount
- Windshield with Quick Release Hardware
- Stainless Steel Cup Holders

INTERIOR:

- Fiberglass Captains Seat Station with:
 - 20 Gallon Rear LIVEWELL/BAITWELL
 - Max-Air Recirculating System for Livewell
 - Deluxe Upholstered Seat Cushion and Back
 - Cabinet Door with (2) Tackle Drawers and Plier/Knife Holders
 - Cabinet Door with (4) Tackle Trays and Plier/Knife Holders
- Exclusive Binary Rear Wall System with:
 - Heavy Duty Design for Holding Rods and Downriggers
 - Taller Railing for Comfort and Security
 - (2) 72" Traxtech Accessory Tracks
 - (5) Horizontal Rod Holders in Starboard Side Wall
 - Open Storage on Port Side for Lifejackets and Gear
- Heavy Duty Aluminum T-Top with Canvas Top and (4) Rod Holders
- Front Corner Tackle Storage Units with Rod Holders & (2) Trays
- Rear Corner Cup/Rod Holder
- Rear Fish Workstation with:
 - 18 Gallon LIVEWELL
 - Quick Measuring Board
 - Multiple Rod & Cup Holders
 - High Pressure Washdown System
- (4) Fishing Seats with Removable Pedestals
- Stainless Steel Cup Holders

EXTERIOR and HARDWARE

- 17 Gallon Motor Mount Fuel Tank with Gauge in Dash
- Rigid Dent Resistant Panels
- 24" Diameter Pontoons with Full Length Keel
- Robust Aluminum Rear Entry Ladder
- LED Navigation Lights
- Stainless Steel "Fold Down" Mooring Cleats
- Durable Vinyl Floor
- Underdeck U-Bolts for Attaching Drift Bags
- Contoured Anodized Rub Rail and Polished Aluminum Corners
- Riser Trim with "Angler Qwest" Logo
- Deutsch Waterproof Wiring Connectors
- Heavy Duty Gate Latches and Pinch Protectors
- Extra Wide Transducer Brackets on Both Tubes
- Standard 2-Way Battery Disconnect

POPULAR OPTIONS

- Gen II Triple Tube Package
- Individual Seat Covers
- Teak Vinyl Flooring
- ½ Gate with Trolling Motor Plug
- Max-Air Recirculating System for Helm Front Livewell
- Docking Lights
- T-Top Storage Bag
- Power Anchor Brackets (Front or Rear)
- Rear Facing LED Lights for T-Top

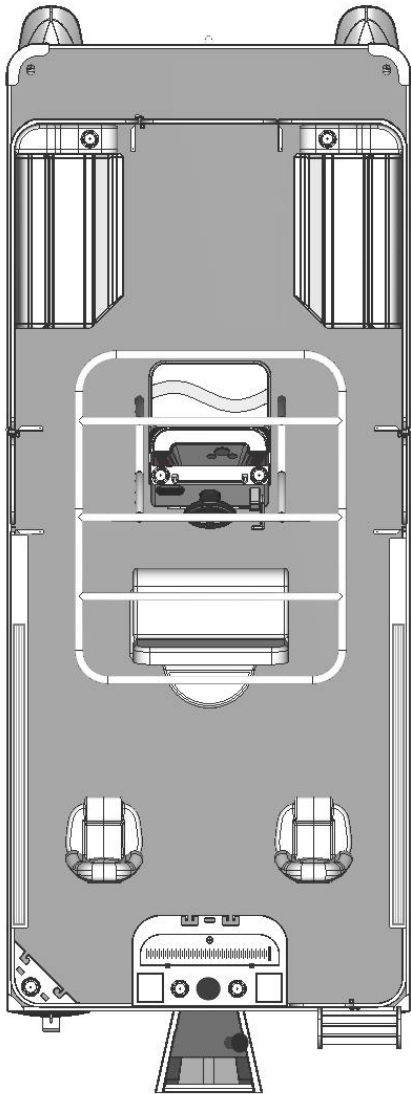
Apex Marine

300 Woodside Drive Saint Louis MI 48880

www.qwestpontoons.com

ANGLER QWEST

820 Pro Fish N Cruise



Specifications

Pontoon Length.....	20' 4"
Deck Size.....	8' x 19'2"
Overall Length.....	21'8"
Length Inside Rails.....	17'6"
Overall Width.....	97"
Pontoon Diameter.....	24"
Pontoon Wall Thickness.....	.090"
Maximum Horsepower.....	90 HP
Maximum Weight Capacity.....	2,100 lbs.
Maximum Person Capacity.....	10/1,364 lbs.
Approximate Dry Weight.....	1,725 lbs.
Tube Center to Tube Center.....	72"

820 PRO FISH N CRUISE

HELM

- Deluxe Fiberglass Center Console with Integrated Front 15 Gallon LIVEWELL and Padded Seat Cushion
- Tachometer/Fuel Gauge, Volt Gauge and Rocker Switches
- Super Sport Stainless Steering Wheel with Power Knob
- Tilt Steering System
- (2) LED Courtesy Lights
- 12 Volt Outlet
- Infinity PRV350, Bluetooth Stereo System with (2) Infinity Speakers
- Universal Cell Phone Mount
- Windshield with Quick Release Hardware
- Stainless Steel Cup Holders

INTERIOR:

- Fiberglass Captains Seat Station with:
 - 20 Gallon Rear LIVEWELL/BAITWELL
 - Max-Air Recirculating System for Livewell
 - Deluxe Upholstered Seat Cushion and Back
 - Cabinet Door with (2) Tackle Drawers and Plier/Knife Holders
 - Cabinet Door with (4) Tackle Trays and Plier/Knife Holders
- Exclusive Binary Rear Wall System with:
 - Heavy Duty Design for Holding Rods and Downriggers
 - Taller Railing for Comfort and Security
 - (2) 72" Traxtech Accessory Tracks
 - (5) Horizontal Rod Holders in Starboard Side Wall
 - Open Storage on Port Side for Lifejackets and Gear
- Heavy Duty Aluminum T-Top with Canvas Top and (4) Rod Holders
- Rear Corner Cup/Rod Holder
- Rear Fish Workstation with:
 - 18 Gallon LIVEWELL
 - Quick Measuring Board
 - Multiple Rod & Cup Holders
 - High Pressure Washdown System
- (2) 58" Front Bench Seats with Arms
- (2) Rear Fishing Seats with Removable Pedestals
- Stainless Steel Cup Holders

EXTERIOR and HARDWARE

- 17 Gallon Motor Mount Fuel Tank with Gauge in Dash
- Rigid Dent Resistant Panels
- 24" Diameter Pontoons with Full Length Keel
- Robust Aluminum Rear Entry Ladder
- LED Navigation Lights
- Stainless Steel "Fold Down" Mooring Cleats
- Durable Vinyl Floor
- Underdeck U-Bolts for Attaching Drift Bags
- Contoured Anodized Rub Rail and Polished Aluminum Corners
- Riser Trim with "Angler Qwest" Logo
- Deutsch Waterproof Wiring Connectors
- Heavy Duty Gate Latches and Pinch Protectors
- Extra Wide Transducer Brackets on Both Tubes
- Standard 2-Way Battery Disconnect

POPULAR OPTIONS

- Gen II Triple Tube Package
- Individual Seat Covers
- Teak Vinyl Flooring
- ½ Gate with Trolling Motor Plug
- Max-Air Recirculating System for Helm Front Livewell
- Docking Lights
- T-Top Storage Bag
- Power Anchor Brackets (Front or Rear)
- Rear Facing LED Lights for T-Top

Apex Marine

300 Woodside Drive Saint Louis MI 48880
www.qwestpontoons.com